

Field Day 2020: Going The (Social) Distance

WSARC, PSRG, Seattle ACS



Field Day is different this year!

- We are not gathering at a centralized location
- Our membership will participate from their homes, vehicles, or social-distance-appropriate outdoor locations
- We will still operate as a virtual club for points purposes
- Field Day will include virtual versions of many of the things we traditionally do:
 - Elmering/Q&A/Support
 - Demo and how-to sessions
 - ***Socializing and having fun!***

When Exactly Is It?

- Saturday, June 27 1800 UTC (11:00AM local) to Sunday, June 28 2059 UTC (1:59PM local). *HOWEVER: if you have started your setup prior to 11AM Saturday, and hit the mic at that moment, you can only operate for 24 hours.*
- We will start the Field Day zoom session at 9:00AM Saturday for Q&A, support, socializing, and demo sessions.
- Zoom will remain available until Sunday at 3:00PM
 - We will likely need to split it into two sessions because Zoom does not allow >24h meetings on the account we are using

Points, Competition, Logging

Special rule for 2020: any operator participating from home/mobile **may claim affiliation with a club, and their points will accrue to the club.**

The three groups (PSRG, WSARC, ACS) will submit our logs and bonus point claims under **West Seattle Amateur Radio Club** this year.

You will **use your own call sign** for contacts. Claiming affiliation with West Seattle Amateur Radio Club is done when you submit your documentation to the ARRL.


From the ARRL rule sheet: *“Complete station logs are NOT required for submission, and ARRL does not use the logs. ...However, a list of stations worked sorted by band and mode (dupe sheet) is required.”*



- Please log all of your Field Day QSOs!
- It's easier if you have a helper, but logging apps do make it pretty fast
- Check for duplicates! (Logging apps automate this)
- We recommend [N3FJP](#) (about \$9), [N1MM](#) (free), or similar logging apps. *N3FJP is probably the easiest to learn and use.*
- Some apps such as N3FJP have a special Field Day format--look for it
- **You can use a simple spreadsheet if that's easier for you!**
- The QSO log document is in addition to other entry submission components for bonus points and such


Entering Your Logs: <https://field-day.arrl.org/fdentry.php>



2020 Field Day Entry

Attention! Entries for the 2020 Field Day are not being accepted until its start at 2020-06-27 18:00:00


Complete this form to submit your Field Day Entry to the ARRL for review and tabulation. You can access a help page by clicking on  next to an item on the form. **Note:** You can select documentation files for upload as you complete this form, or you can upload the documents at a later time. Each document can not be larger than 6 MB.


Call Used  GOTA Station Call  Location


Club or Group Name 


Number of Participants  Number of Transmitters in simultaneous operation 

Entry Class (check only one):


A. Club or non-club group portable 

B. 1 or 2 person non-club group portable  List of calls of operators:

C. Mobile 

D. Home station commercial power 

E. Home station emergency power 

F. EOC station 

Power Source (check all that apply):

Generator Commercial mains Battery Solar Other (list)


Power Multiplier (check only one):


5 watts or less and battery powered = 5x

150 watts or less = 2x

Over 150 watts = 1x

Bonus Points claimed: Check each box as appropriate and include required proof of points with your submission. All bonus points will be verified at ARRL HQ and added to your score.

100% emergency power 

Media publicity 

Upload documentation: No file chosen

This is where you put **West Seattle Amateur Radio Club**

The Field Day entry form

- This is the preferred place to submit your points documentation
- You do not have to submit your entry on this form, but **you get 50 bonus points if you do!**

*This form is a very straightforward place to get the official details on how Field Day points work. **You can use it as a reference before actually filling anything in.***

Bonus Points

Bonus Points claimed: Check each box as appropriate and include required proof of points with your submission. All bonus points will be verified at ARRL HQ and added to your score.

<input type="checkbox"/> 100% emergency power ⁽ⁱ⁾	Upload documentation:	Choose File	No file chosen
<input type="checkbox"/> Media publicity ⁽ⁱ⁾	Upload documentation:	Choose File	No file chosen
<input type="checkbox"/> Public location ⁽ⁱ⁾	Upload documentation:	Choose File	No file chosen
<input type="checkbox"/> Public information table ⁽ⁱ⁾	Upload documentation:	Choose File	No file chosen
<input type="checkbox"/> Formal message to ARRL SM/SEC ⁽ⁱ⁾	Upload documentation:	Choose File	No file chosen
<input type="checkbox"/> W1AW Field Day message ⁽ⁱ⁾	Upload documentation:	Choose File	No file chosen
<input type="checkbox"/> Formal messages handled ⁽ⁱ⁾ — No. <input type="text"/>	Upload documentation:	Choose File	No file chosen
<input type="checkbox"/> Satellite QSO (automatically determined)			
<input type="checkbox"/> Natural power QSOs completed ⁽ⁱ⁾	Upload documentation:	Choose File	No file chosen
<input type="checkbox"/> Site visit by invited elected official ⁽ⁱ⁾			
<input type="checkbox"/> Site visit by invited served agency official ⁽ⁱ⁾			
<input type="checkbox"/> Educational activity ⁽ⁱ⁾			
<input type="checkbox"/> Youth participation ⁽ⁱ⁾			
Number of youth participants completing at least 1 QSO: <input type="text"/>			
Total number of youth participants: <input type="text"/>			
<input type="checkbox"/> GOTA bonus (automatically determined)			
<input type="checkbox"/> Submitted entry online (automatically determined)			
<input type="checkbox"/> Safety officer ⁽ⁱ⁾	Upload documentation:	Choose File	No file chosen
<input type="checkbox"/> Social media ⁽ⁱ⁾			

Note: Bonus points for satellite QSO, GOTA QSOs and web submission will be automatically determined from info entered elsewhere on this form.

We encourage you to go for bonus points in all of the circled categories. Please don't do the others.

Another (clickable) shot of the entry form. From the form, you can click the (i) next to each line item to get the exact rules for collecting the bonus points.

Levels of Participation: Basic

Scenario: You don't own much gear--maybe just an HT or perhaps a mobile/base VHF/UHF radio

Good news--**you can play on Field Day!**

- You can make and log voice contacts on FM simplex
 - Avoid the national calling frequencies (146.52 and 446.00). Listen for CQs near those frequencies
- You can exchange digital messages (you'd need to coordinate with the other station on voice simplex)
- You can do several of the bonus points activities, such as originating formal radiogram messages, having youth make contacts as 3rd party traffic, and running on emergency/natural power

Levels of Participation: Middle Of the Road

Scenario: You have a home station with HF, VHF, and UHF radios and antennas. Perhaps you have some experience running digital modes on HF as well.

Good news--**you can earn lots of QSO points (as well as bonus points) for Field Day!**

- You can make and log voice contacts on all bands on which you are licensed
 - Change bands as propagation warrants
 - QSOs with the same station on different bands aren't duplicates. You can work another station up to 3 times on the same band (voice, digital, CW) and you can do that on as many bands as you're able
- If you're handy at CW and/or digital modes, those QSOs count double!
- You can do several of the bonus points activities, such as originating formal radiogram messages, having youth make contacts as 3rd party traffic, and running on emergency/natural power

Levels of Participation: HARD CORE

Scenario: You have a home station with HF, VHF, and UHF radios and antennas, as well as a fully portable field-ready station. You eat digital contacts for breakfast and maybe you've worked the odd bird (satellite) or two as well

Good news--**you can gain tons of points for our group effort!**

- You can make and log voice contacts on all bands on which you are licensed
 - If you have the antennas, power, and experience, you may be able to run frequencies, not just hunt & pounce
 - You can rack up lots of non-voice contacts
 - You'll have the best shot at nailing QSOs on some of the more challenging HF bands
- You can do several of the bonus points activities, such as originating formal radiogram messages, having youth make contacts as 3rd party traffic, running on emergency/natural power, and making satellite contacts

Racking Up Points

Even if the contest/competitive aspect of Field Day isn't what holds the appeal, each of the activities that earns points is also relevant to building up your skills for emergency, logistical, or recreational comms!

Earning QSO points

Power Multiplier	Phone	CW	Digital
Standard (AC or motor generator power, >150 watts)	1	2	2
QRP (5w or less) with battery/wind/solar (<i>HTs on or under 5w count!</i>)	5	10	10
QRP with commercial AC or motor generator	2	4	4
150 watts or less (not QRP)	2	4	4

Hunt and Pounce: spin the dial, respond to CQs from other stations.

- **Pros:** easier way to start, especially if you don't have the signal strength to "own" a frequency.
- **Cons:** you're fighting the pileups; have to be vigilant against duplicates (your logging software can help with this); you have to walk up and down the band.

Run a frequency: call CQ, respond to calls, call "QRZ" after each QSO and pile up the points

- **Pros:** this is the desired way to do it if your signal is strong enough to hold the frequency. Stations "come to you" giving you points-a-plenty
- **Cons:** there is a TON of competition and it's hard to "own" a frequency. Even if you find a clear one, your CQs may go unanswered for long periods of time.

Class, Section, Exchange

Class denotes the type and size of operation you are running. For socially-distant 2020, most of us will be one of these three:

- **1D**: one transmitter (at a time), household station running on grid power
- **1E**: one transmitter, household station running emergency power
- **1B**: one transmitter, portable station (out in the woods, at the beach, in a parked RV, etc)
- Our **section** is Western Washington, or WWA

If your station doesn't match any of these, see the [rules](#) for the complete listing of classes to see what fits best. (Note that "1 transmitter" doesn't mean you can't have separate rigs for different bands etc)

Exchange (the format of the QSO):

Phone: "CQ Field Day, CQ Field Day, W7AW, Whiskey Seven Alpha Whiskey, Field Day." "Whiskey Whiskey Seven Papa Sierra Romeo." "WW7PSR, please copy 1 Echo, Whiskey Whiskey Alpha." "Roger, please copy 1 Delta, Whiskey Whiskey Alpha." "Thanks, good luck! QRZ, this is Whiskey Seven Alpha Whiskey, Field Day"
(If you're new to Field Day, practice saying these exchanges out loud with your own call sign ahead of time, in the car, in the shower, etc. Ignore the funny looks. They're secretly jealous.)

CW or Digital: CQ FD CQ FD W7AW W7AW FD K W7AW DE WW7PSR WW7PSR TU 1E WWA 1E WWA K R R 1D WWA 1D WWA K R TU QRZ W7AW FD

Bonus Points you (as an individual) can get for the group

- **100% Emergency Power (100 points per transmitter):** If your **SOLE** power source is non-commercial-mains such as wind, battery, solar, or generator, you can claim this bonus.
- **Natural Power QSOs (up to 100 points):** similar to the above, but no gas generators. Up to 100 points for at least 5 QSOs that use natural energy sources such as solar, wind, water wheel generator, etc
- **Copying the W1AW Field Day bulletin (100 points):** the bulletin is sent over HF. **Schedule in the “Additional Resources” section of this document.** You can copy it over voice, digital, or CW. Same points for each, and you can only claim it once (so don't bother to copy over multiple modes unless it helps you with fills)
- **Originating or handling formal Amateur Radio message traffic (10 points per, up to max 10 messages):** You can do this either via Winlink, using the Radiogram template, or via HF or VHF voice to a station willing to accept and handle formal traffic. **This is a good one for VHF-UHF-only operators!** Details on how to do this in the “Additional Resources” section.
- **Youth participation (up to 100 points):** 20 points for each QSO done by an 18-or-under participant. This can be you if you're in that age range, or third-party traffic overseen by you if you're not. **Use social distancing guidance if you do this!**
- **Satellite QSO (100 points):** collect the points if you can make at least one satellite QSO. The ISS does not count :) (Must be earth-to-earth)
- **Submitting your entry on the ARRL web form (50 points):** **after having our official entry checker review your materials**, submit your entry here: <https://field-day.arrl.org/fdentry.php>

Recommended Prep Timeline (week of Field Day)

Tuesday-Thursday	Review rules and bonus points methods; install and practice on your logging app (or create your spreadsheet); review and test your gear; charge those batteries!
Friday	Note the zoom links for the weekend (find them at psrg.org or w7aw.org); practice more with logging app if necessary; fine-tune your setup
Saturday 9AM local	Join the Saturday Field Day zoom session for Q&A, support, hanging out, demo sessions
Saturday 11AM local	GO! If you're not quite ready, try to start by 2PM so you can have 24 full hours available to you.
Sunday 1:59PM local	STOP! If you started earlier than 2PM Saturday, you need to stop 24h after that.
Sunday after 2PM	RELAX! You'll need to get your points tabulated, but take a little rest time if you need it :)

Additional Resources

Bonus Points: Originating or handling formal radiogram traffic

This is one of the easier ways to get 100 points for Field Day. You can do this via voice or Winlink.

For voice radiogram traffic, there are often operators on the **146.82** (Mike & Key) or the **146.62** (WARA) repeaters who handle a lot of radiogram traffic. (Yes, it's "legal" to use repeaters for this particular Field Day activity--it's one of the only ones where repeaters are okay). **Mike & Key used to have a formal traffic net at 5:30PM local time...might be a good time to attempt this!**

For Winlink, compose a message to one of the stations in the resource linked below. Use the "Select Template" menu item and choose Standard Templates > Radiogram RRI forms > Radiogram.txt. **The message can be anything!** (say hi to a family member or friend, give a weather report to your uncle Bob, etc). *Winlink cannot be telnet unless it's on HamWAN!*

For the fields of the radiogram:

- Number your messages
- Precedence is "routine"
- Handling is HXG
- Other fields are pretty self-explanatory

Note: you can also get credit for handling (relaying or delivering to the recipient) messages originated from other Field Day stations. However, it may be hard to find stations that have traffic to send.

[List of stations](#) willing to do Winlink radiogram handling (from 2018 but still worth a shot!)

More info on radiograms: https://en.wikipedia.org/wiki/ARRL_Radiogram

Bonus Points: Copy the W1AW Field Day Bulletin

For all you HFers, here's a way to get 100 bonus points: copy the Field Day Bulletin from W1AW. This is subject to propagation, of course, which is part of the reason they repeat it several times.

You can copy it on voice, CW, or digital but you only have to copy it once (and can only get the points for one submission). You simply copy the message into a text file and submit that with your other points documentation.

Schedule (all times PDT), frequencies, digital modes:

Day	Mode	Time	Day	Mode	Time
FRIDAY	CW	5:00 PM	SUNDAY		
	Digital	6:00 PM		CW	7:00 AM
	Phone	6:45 PM		Phone	8:00 AM
	CW	8:00 PM		Digital	9:00 AM
SATURDAY					
	CW	7:00 AM			
	Phone	8:00 AM			
	CW	5:00 PM			
	Digital	6:00 PM			
Phone	6:45 PM				

W1AW will operate on its regularly published frequencies.

CW: 1.8025, 3.5815, 7.0475, 14.0475, 18.0975, 21.0675, 28.0675, 50.350

Digital: 3.5975, 7.095, 14.095, 18.1025, 21.095, 28.095, 50.350.

Phone: 1.855, 3.990, 7.290, 14.290, 18.160, 21.390, 28.590, 50.350

Digital modes: 45.45-baud Baudot, PSK31 in BPSK mode and MFSK16 in this order.

What's the Frequency, Kenneth?

- For **HF**, review the [license class privileges](#) and [band plans](#) to make sure you operate within the bounds of your license!
 - Keep in mind that *12 meters, 17 meters, 30 meters, and 60 meters are **off limits!***
- For **VHF and UHF**, here are some suggested frequencies. Refer to the [band plans](#) for details.
 - **6m (the magic band!)**: FM: near 52.02 or 52.04 but not right on them. SSB: near 50.125 CW: 50.1-50.3 (this is shared with CW)
 - **2m**: FM, near 146.52. SSB: near 144.2. CW: 145.05-145.10 *Avoid repeater input freqs!*
 - **70cm**: FM, near 446.00. SSB: near 432.10 CW: 432.07-432.10 *Avoid repeater input freqs!*

*If you hear a CQ on one of the FM calling frequencies (e.g. 146.52), you can answer it. You might suggest QSY but don't be a bossy-boots about it, especially since adjacent frequencies might already be busy. If you hear a CQ on a repeater, **do** suggest QSY since repeater contacts don't count anyway--unless they're looking to do the radiogram bonus points activity.*

Other Useful Links

- ARRL Field Day main page: <http://field-day.arrl.org/>
- Complete Field Day rules: http://www.arrl.org/files/file/Field-Day/2020/1_61-2020%20Rules.pdf
- West Seattle ARC Field Day page: <https://w7aw.org/about-wsarc/field-day/>
- Handy checklist (especially useful if you will be mobile or in a socially distant outdoor location): <http://www.n5crp.org/wp-content/uploads/2018/05/FD-Prep-List.pdf>
- ARRL Field Day Tips: [http://www.arrl.org/news/arrl-field-day-tips-and-techniques-that-everyone-can-use#:~:text=2\)%20Keep%20your%20CQs%20short,they%20can%20confuse%20newer%20operators.](http://www.arrl.org/news/arrl-field-day-tips-and-techniques-that-everyone-can-use#:~:text=2)%20Keep%20your%20CQs%20short,they%20can%20confuse%20newer%20operators.)